

FORD RANGER

PREMIUM VEHICLE ACCESSORIES



DRIVE TO THE FULLEST

**FULLY
EQUIPPED**



The Crown Canopies DNA combines precision measured glass fibers and resin to create an inherently strong fibreglass canopy. Engineered for durability, it features a fully integrated base rail for secure vehicle mounting, ensuring your canopy and load stay safe. Certified and tested with a 100kg load capacity, this canopy offers peace of mind and reliability.

WINDOW OPTIONS

Options include lift-up windows for easy access, sleek flush windows for style, sliding windows with ventilation for pets, or a combination of both for ultimate versatility.

REMOTE LOCKING UPGRADE

Integrated into the vehicle's electrical system, the Crown Canopy rear door locks and unlocks with the factory vehicle remote for simple click-and-lock security. Using slam-latch technology, the rear canopy door can be closed without manual latching.



ESSENTIAL ACCESSORIES

Customise your Crown Canopy with air vents, security mesh, and an interior light for added convenience and protection. Designed without internal framing, it maximises space and load capacity. Enhance both functionality and efficiency with these essential accessories.



Gloss Finishing & Paint Options

The Crown Canopy boasts a smooth, high-gloss exterior with a durable white gel coat for UV protection and a maintenance-free finish. It can also be painted to colour-match your vehicle for a seamless look. This premium finish and customisable paint option enhance both its appearance and durability.




EGR GEN3

GEN3 CANOPY, UNRIVALLED LUXURY PACKED WITH ADVANCED FEATURES

Introducing the all-new EGR GEN3 canopy with an upgraded design and style, including carpet lining, fast clamp style fitment and roof rack surface tracks.

The all-new GEN3 canopy is EGR's best canopy yet, taking what you expect from a canopy to the next level. All windows are frame-less, clean, without external handles – providing your canopy with a clean and stylish finish. The side lift-up windows include remote locking as a standard.



UPGRADED DESIGN

Notable features include carpet lining, fast clamp style fitment, and a vehicle-specific plug-and-play wiring harness for quick installation. Canopy is robotically trimmed and painted to OEM Colour standards. The interior features fabric lining and lights.



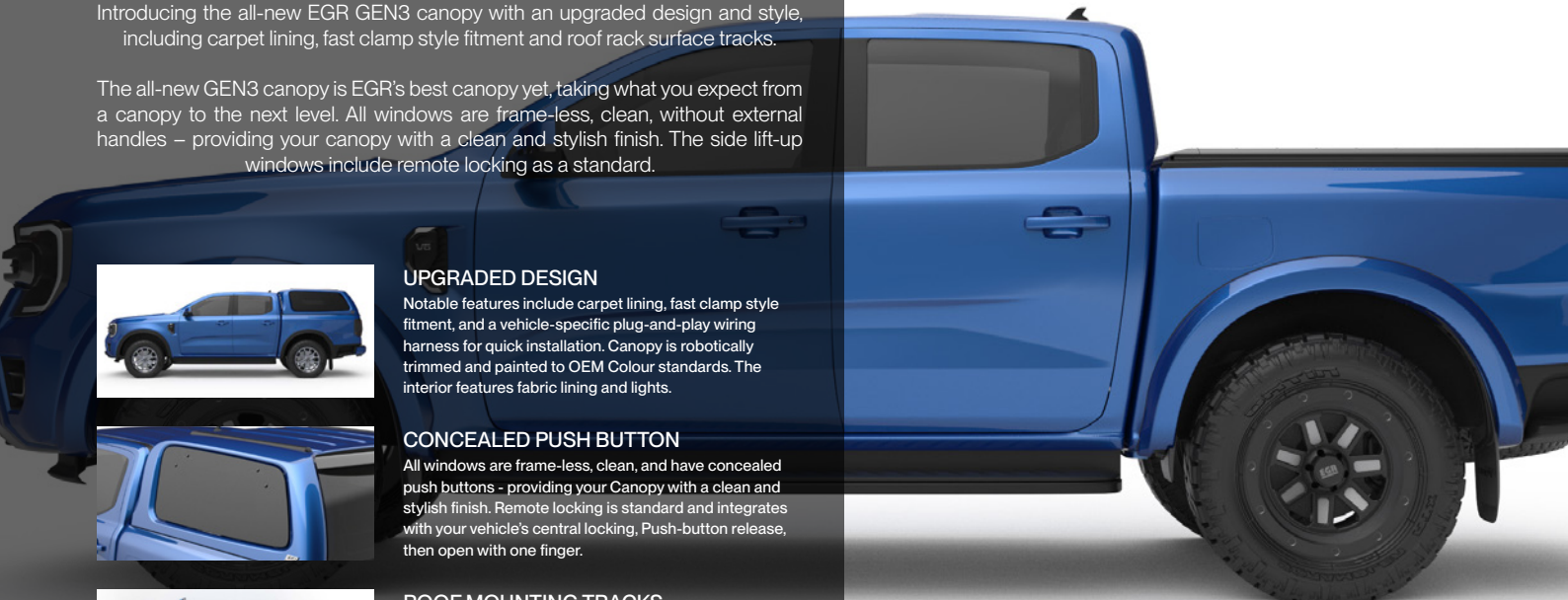
CONCEALED PUSH BUTTON

All windows are frame-less, clean, and have concealed push buttons - providing your Canopy with a clean and stylish finish. Remote locking is standard and integrates with your vehicle's central locking. Push-button release, then open with one finger.



ROOF MOUNTING TRACKS

Frameless lift up side windows without any external handles. 3-dimensional curved glass in a dark tint. Roof rack surface tracks mounted to the roof as standard with 80kg roof rack capacity. Upgradable to 150kg with optional internal bracing kit.






ROLA
JUST ADD ADVENTURE

JUST ADD ADVENTURE. TITAN TRAY MKIII


The MKIII Titan Tray from ROLA comes packed with functional features & outstanding load-carrying capacity, making it one of the best flat trays available.

Engineered from high-strength, lightweight aluminium and finished in hard wearing, abrasion resistant powder coating, Titan Tray is not only tough, but rated to carry an impressive up to 400kg depending on roof capacity rating of the vehicle. The thoughtful design makes the tray extremely easy to use and takes customisation capabilities to a new level.




STRONG & DURABLE

Engineered from high-strength, lightweight aluminium and finished in hard wearing, abrasion resistant powder coating, Titan Tray is not only tough but rated to carry an impressive up to 400kg depending on the specific vehicle's roof capacity rating.



STYLISH & VERSATILE

Rola's stylish mounting system, Ridge Mount is laser cut from 3mm sheets of Stainless Steel, extremely strong. The roof length design disperses weight over the entire length of the tray and the stylised rectangular cut outs reduce weight without compromising strength.



WIRING CUT OUTS

Each Ridge Mount has slots in the upper edge making routing cables as simple as possible. The optional powerful LED lights are mounted at 30° to maximise light beam spread. With a IP69K rating for extreme conditions the lights emit a super bright 558 lumens.



SOFT TONNEAU COVERS

When you buy a Tuff Tonneau you know that you are getting the best tonneau cover on the market.

Keep your gear dry and out of sight. Soft Tonneau Covers are a simple bedcovering solution. Their simple design provides protection from the weather, and they are easily folded forward for larger loads. Using a simple clamp system, no bungee tie-downs are necessary with the EGR Tonneau Cover, providing a sleek, streamlined design from body to tub.



CLIP ON TONNEAU COVER

The Clip On Tonneau Cover is the sleek and stylish cover for your ute. Using a simple clamping and bracket system the cover secures to the wellside. A streamlined style that keeps the factory lines of your ute.



RIP RESISTANT MATERIALS

Flexes to hold more acute cargo that could tear regular materials.



MAXIMUM UV PROTECTION

Prevents deterioration under the harsh New Zealand sun.





DEFENDER HARD LID

THE HARD WEARING ALUMINIUM HARD LID

The Defender Hard Lid converts the tray into a secure storage space. No more filling up the back seat with dirty tools, gear or supplies. All angle access and easy opening with an efficient unlocking system. Easily removed, 2.5mm layer checkered aluminium, black powder coat exterior, greater opening angle



ALUMINIUM EXTERIOR

A 2.5mm layer of checker plate aluminium with a black powder coat finish creates a strong, durable surface. While a 47° opening angle, the largest opening angle on the market, ensures your gear remains accessible from any angle, with a single pop-lock handle locking the tray.



SECURITY HANDLE

A single recessed handle locks both sides of the tray for improved security and efficient access to the tray. Return your wellside to it's factory state with a simple two to three minute uninstall.



OPTIONAL CARGO RAILS

The Defender Hard Lid is priced to give you a secure storage space that won't break the bank. Cargo rails are an optional extra that can be fitted with cross bars from your preferred Roof-Rack supplier to grant you carrying capacity for bikes or a 50kg load.

EGR ROLLTRAC

EGR ROLLTRAC STYLISH MEETS TOUGH WITH THE ALL-ALUMINIUM ROLLING LID

The innovative and outstanding EGR RollTrac Manual provides strong, durable design, rugged protection and easy-to-use controls.

The Australian designed and tested Tonneau Cover is created with strong, aluminium slats, finished off with a black, powdercoat finish providing not only a strong and durable tub cover, but a sleek, low profile accessory for the tub without compromising on quality.



VERSATILE ROLL COVER

It has never been easier to open & close a Roll Cover, with the on-board latch handle, sliding the Tonneau Cover to any position, with 100mm locking increments. Simply lock the tray with one of the two keys provided to secure the tub (no need for annoying pull straps).



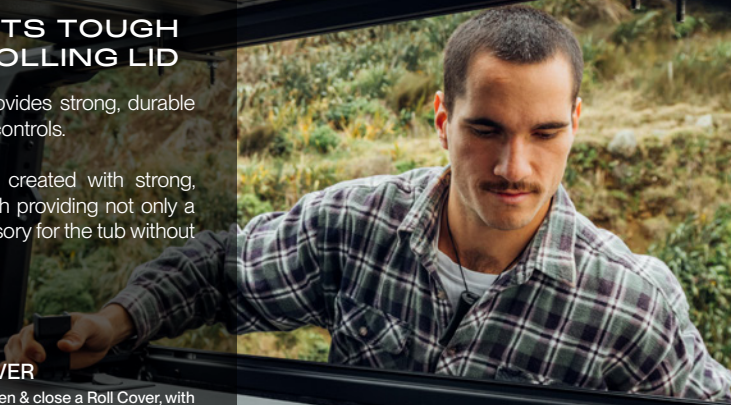
TOUGH AND SECURE

The roll cover is impenetrable with the slats locking in place, keeping the tub safe and dry. The EGR RollTrac withstands all the heat, rainfall, beach and cold that the New Zealand climate presents. The EGR RollTrac is also available as electric version.



OPTIONAL ACCESSORIES

Seamlessly add accessories on top of the EGR RollTrac with the in-built universal T-Rail system allowing the fitting of all pre-existing and EGR accessories. Pictured is the fully customisable EGR Adventure Rack with adjustable height and width for multi-vehicle application.





PREMIUM ROLLING TONNEAU COVER, SLEEK DESIGN, CRUCIAL SECURITY.

Escape the hustle and bustle of everyday life and embark on a family adventure with the ultimate protection for your ute with the Mountain Top EVO Rolling Lid. Available in electric and manual. Designed for those who love exploring, the EVO offers the perfect blend of security, style, and functionality to elevate your ute and off-road experiences. Both electric and manual options are available.

Rigorously tested to withstand extreme conditions worldwide, the EVO guarantees the security and safety of your gear.

INTERLOCKING SLATS

The EVO offers design, functionality and quality in one single product. The unique hinge design and powder coated aluminium slats are 100% knife proof, keeping your gear safe and secure.

BUILT TO LAST

Tested to match the rigorous OEM standards (crash test, anti-corrosion, durability, static and wind tests). The EVOe offers a patented electric belt drive and soft-close mechanism.

OPTIONAL ACCESSORIES

From Sport Bars and Adventure Racks to Cargo Carriers and Bike Racks, whatever the adventure calls for the EVO can accommodate. Best of all, no drilling required.






NUDGE BAR

Safer, lighter, stronger. A great solution for protection from minor bumps and scrapes as well as adding vehicle value. Uniquely designed for the shape of the Next-Gen Ford Ranger. Meeting all safety standards, the ECB Nudge Bars are proven as a leading airbag-compatible frontal protection system.

Match the contours of your vehicle. Made from lightweight corrosion-resistant hi-tensile alloy. Impeccable bumper, grille and radiator protection. Allows for optimum and secure placement for additional lights



BUILT TO PERFORM

Lightweight aluminium roll cover that adds style and appeal to your vehicle.



OEM SENSORS

The vehicle's front parking sensors are relocated into the Nudge Bar to retain full functionality.



CAMERA RELOCATION KIT

Compatible with the forward-facing camera and all 'Tech Pack' safety options.



SPOTLIGHT MOUNTING TABS

76mm x 4.75mm thick tube with spotlight mounting tabs for lights up to 3.5kg.



FENDER FLARES

Give your vehicle a touch of flare. These EGR Fender Flares are CAD designed to have a simple no-drill fitment and replicate the look of standard factory fitting options to fit each vehicle application precisely. They offer the best-in-class design and quality, with a first-class finish, every time.

FEATURES

Meet the NZTA aftermarket wheel protrusion modification standards

Thermoformed ABS / Matt Black (MIC) or Colour Match Painted

No-Drill Fitment using Brackets & Tension

Rubber Extrusion seals against panels



MATTE FENDER FLARES

Subtly complement the style of the vehicle while providing a suitable guard for larger offset wheels.



SMOOTH-PAINTED FLARES

Available in colours matched to your individual vehicle or in a matte black.



STANDARD FACTORY LOOK

Vacuum formed from UV stable ABS plastic, with a no drill fitment that won't leave a mark.



NZTA STANDARDS

Meet the NZTA aftermarket wheel protrusion modification standards.





FULLY EQUIPPED

For trade vehicle users who demand versatility, Fully Equipped is the aftermarket accessory supplier that provides dedicated service and access to a diverse range of world-class accessories.

Born and raised in New Zealand Fully Equipped has designed and built the Crown Canopy and Tuf Dek liner for over thirty years. What Fully Equipped don't manufacture, they source from world-leading brands such as BedRug, Defender, ECB, EGR, TJM, and XL.

USE MORE OF YOUR VEHICLE

See your nearest branch or visit fullyequipped.co.nz to view the complete range of Fully Equipped products.

0800 111 000
fullyequipped.co.nz

Hamilton | Auckland | Wellington
Christchurch | Dunedin

